

SOM Baseball Utilities Help (for v2024b as of Dec 27, 2024)

Updates from previous version, 2024a, are marked with a red border

Table of Contents

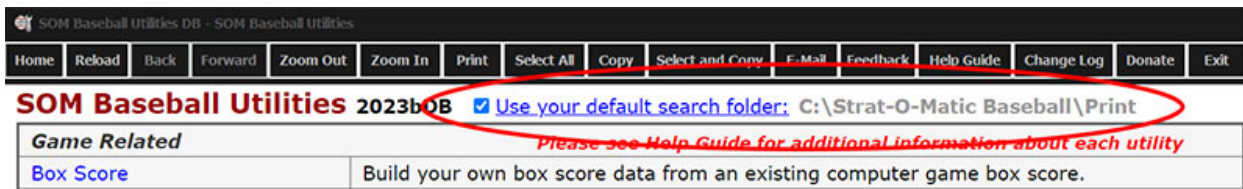
Toolbar Definitions	2
Default Search Folder	2
Utilities	3
Game Related	3
➤ Box Score	3
➤ Display Lineups	3
➤ Display Transactions Plus	3
➤ Player W-L Count When Starting	3
➤ Team League Stats	3
➤ Who Is Hot, Who Is Not	4
Commissioner Tools	4
➤ Active Roster Positions + <i>Minors</i>	4
➤ Adjust Roster Stats	4
➤ Build Game Record Book	4
➤ Compare Fielding to Roster	7
➤ Compare PAC to PBP	7
➤ Find Missing Game Files	8
➤ Games Not Played and Played	8
➤ Identify Missing BOX and PAC Files	8
➤ Pitchers From Box Scores	8
➤ Starting Pitchers Rest	8
➤ Usage Report	9
Miscellaneous	9
➤ Ballpark Location	9
➤ Change Scheduler Order	9
➤ Cleanup Folders	10
➤ Collect Data From Box Scores	10
➤ Collect Data From PAC Files	12
➤ Comparison Report	12
➤ Remove Formatting From PRT Files	13
➤ Search Box Scores	13
➤ Search PAC Files	14
➤ Search PBP Files	14
➤ Starter Schedule Report	14
➤ Update Standings Report	15
Notes/Suggestions	15
Summary of Files/Reports Used in Utilities	16
Screenshots and Examples	17

Toolbar Definitions

<u>H</u> ome	Home page listing all the utilities.
<u>R</u> eload	Reload the current page.
<u>B</u> ack	Go back one page.
<u>F</u> orward	Go forward one page.
<u>P</u> rint	Print all data in the window. Left margin should be wide enough to handle a 3-hole punch.
Zoom Out	Zoom page Out or In. At this time, your personal Zoom Out/In is unable to be saved from session to session.
Zoom In	
<u>S</u> elect All	Select all data in the window.
<u>C</u> opy	Copy all data in the window to the Windows clipboard.
Select <u>A</u> nd Copy	Select and copy all data in the window to the Windows clipboard.
<u>E</u> -Mail	Does a Select and Copy and opens your email client. See below comments.
Feedback	Always welcomed. Click this and you will be sent to a web site page to enter feedback.
Help <u>G</u> uide	SOM Baseball Utilities help guide.
Change <u>L</u> og	Lists updates to the SOM Baseball Utilities program.
<u>D</u> onate	Always welcomed to offset the costs of software, labor, server fees, etc. to support this free SOM Baseball Utilities program.
<u>E</u> xit	Quit SOM Baseball Utilities.
<p>Open E-Mail: All email clients have limitations on what can be pasted inside the body when using the mailto protocol. For example, Outlook limits body text size and refuses to open a mailto link with a long body of text. Rather than open an email client, paste output from SOM Baseball Utilities, and get unpredictable results, the Open E-Mail icon will do a Select and Copy then open your email client. From your email client you can then do a manual paste (CTRL-V or a mouse option) to paste the output.</p>	

Default Search Folder

Any utility that requires a folder will give you the option to select a previously requested folder (up to 30). This saves you time by eliminating folder popup/search. The main page displays a **Use your default search folder** and a link to change it. When selecting a folder, the search will start at this default folder, which can reduce time selecting a commonly used folder. You can turn this on and off using the checkbox.



Utilities

Game Related

➤ **Box Score**

Build your own box score data from an existing computer game box score. Great for printing or pasting game results into an email.

“What to Display” checkboxes can be set to your liking. Just check the ones you want and the program will remember for future use.

At one time you can select up to 20 box scores. After submit, the multiple files will be sorted by filename (or date if using game generated box scores). Therefore you don't have to worry about the selection order.

➤ **Display Lineups**

Display small lineup card(s), from the lup (automatic lineup) file. Good for seeing more detail (batting order, full name, position, and starting pitcher) within the lup file.

Six lineups will fit on one page. You may have to reset some of your print dialog settings to fit six. For example, turn off displaying header and footer information, set margins to minimum, etc.

➤ **Display Transactions Plus**

Reads a trn (transaction) file and displays the player's full name. You can choose to read the entire trn file or a certain time frame. You can also display only certain type of transactions and transactions for one team.

➤ **Player W-L Count When Starting**

Display a team's Win-Loss record for starting players at each position. Good for seeing how your team does when starting a player at a certain position and spot in lineup.

➤ **Team League Stats**

Display team detail stats for all teams not just one team. Uses Team Detail report.

➤ Who Is Hot, Who Is Not

Display a team's stats by date range, x amount of recent games, or all games by reading box scores. All stat columns are sortable. If there are duplicate names in a box score, the utility will try to determine the correct teams. It helps if the Scoresheet is in the box score.

Commissioner Tools

➤ Active Roster Positions + *Minors*

List a team's active players by position. You can use this to ensure a team (or many teams at once) has adequate depth at every defensive position. Also handles use of OF mobility. Now includes players in the minors (noted in *italic*).

➤ Adjust Roster Stats

Display adjusted AB (or AB+BB) and IP to any percentage value you want. Output will display as rounded, rounded up, and rounded down. Can be useful to compute percentage values the computer game does not support, such as ".07" (maybe for a playoff round). Also useful for a league with adjusted usage. Example, your league allows usage up to 110%. Enter "1.1" and it will display the max AB (or AB+BB) and IP usage for each player.

Note: Note: The roster files do not display PA. Therefore only AB+BB can be done for approximate PA.

➤ Build Game Record Book

Builds *Single Season* (by reading box scores) and *Consolidated Seasons* game record files. For *Single Season* and *Consolidated Seasons*, you will be presented with a list of over 70 stats to collect. You choose which stats you want and the minimum 'target' value for each stat. For *Single Season*, you chose the folder where the box scores reside (normally located in the Print folder). For *Consolidate Seasons*, you chose the folder where previously created *Single Season* files reside to create one consolidated record file.

Quick start for a Single Season:

Do *Select All* for Team, Batting, Pitching, and Miscellaneous. Check box for **MINRK. Select Folder. Patiently wait as it reads box scores. Creates record book with over 80 game stats!**

Single Season and *Consolidate Seasons* will create the following three files:

1. Formatted text game record file (also used for with *Consolidate Seasons*)
records-**foldername**.prt
2. Text file containing HTML code for records.
records-**foldername**.txt
3. HTML file that contains the above txt file.

records-**foldername**.html

The **foldername** is the folder where your box scores reside (for *Single Season*) and record files (for *Consolidate Seasons*). All files are placed in the chosen box score or consolidated seasons folder (explained later).

Note: Three additional support files are placed in the folder: “record-book-background.png”, “boxscore.html”, and records- **foldername**.log. The html file uses the background image. To avoid embedding the image into the html (a process that can slow down a web page), the image is copied to the folder. This way you can update the CSS in the html file if you wish to change the image or remove it. The “boxscore.html” file is used with the html file to display a game record box score. The records- **foldername**.log is used for diagnostics.

Before you begin, please look at the “[Build Game Record Book - Stat Cross Reference Guide](#)” and “[Build Game Record Book - Output Files Reference Guide](#)”.

The stats collection process is the same for *Single Season* and *Consolidate Seasons*. The only difference is the folder location of what to collect (explained below).

The collection is broken into four sections:

1. Team
2. Batting (also has fielding)
3. Pitching
4. Miscellaneous

Each section has its own checkbox Select / Deselect and a set of default targets.

When presented with the **Select What To Collect** page, you check the stats you wish to collect and enter a target value. The target value is the minimum stat value to collect. For example, if you entered 4 for “Most Home Runs – 1 Team”, you will get a list of all teams that hit four or more Home Runs in a game.

After selecting the appropriate folder, the process will read the files in the folder (box scores for *Single Season*, record files for *Consolidate Seasons*), display results, and build the files.

Important: To eliminate the need to enter multiple file name inputs, you will not be presented with a dialog to choose the output file names. Instead each file will be created “new” and **OVERWRITE** any existing Build Record Book files (the three output files and the two additional support files). And only these files (it will not touch existing box scores or other files).

MINRK

Minimum Rank (**MINRK**) is an alternative to using targets for each stat. When **MINRK** is checked, you tell the utility to display a minimum amount of records (rank) per stat. All targets are temporarily set to 1 (LHA, ATTL, and TIMEF are set to infinity), **except Team RISP uses the AB target**. You may find **MINRK** easier to use than individual targets.

If MINRK is your choice of collection, the only target you need to be concerned about is Team RISP. You need to find the best AB target. One way to do that is to run utility “[Collect Data From Box Scores](#)”, and select Team RISP. It will provide a league average team RISP AB per game.

Save Input Data...

This is where you can save your checkbox and default values for future reference and use. It's highly recommended you do this for your stats. The defaults are a starting point. But as you run the process you will, most likely, adjust target values for the season / era you are collecting.

Load Input Data...

This is where you load your Saved Input Data files.

[records-*foldername*.html](#) and [boxscore.html](#)

These two files were written in HTML to avoid the user requiring a server-side process required for, example, php. The *records-foldername.txt* contains a link to each record's box score (click on date to see box score). As stated earlier, this file is embedded in *records-foldername.html*. All HTML files can be modified to your liking. Server-side processes make this a whole lot easier to manage, but not everyone has that capability.

Single Season Process

This is where you start by creating game record files for each individual season.

Consolidate Seasons Process

You use previously created *Single Season* files (the txt files containing HTML code for records) to create the consolidated game record files. The reason to use the txt files is because they contain the links to box scores. You will pick the folder where these *Single Season* files reside. In this folder (and it can be any folder) make sure it only contains *Single Season* files - the program will read all files (except a previous created consolidated txt file).

*** Suggestion for picking *Consolidate Seasons* folder ***

Create a new folder in the Strat-O-Matic/Print folder and call it your league name (example: DBBL). Place all the previous DBBL *Single Season* game record book txt files there and run *Consolidate Seasons*. It will also use the folder name in the title. Example: **DBBL Game Record Book - 6 years (1903-1908)**

Consolidate Seasons cannot capture stats for players not listed in a *Single Season* txt file but could be a part of "8 by 54 players" reference.

If box scores reside somewhere else (on local PC or server) or moved, you can change the link in the HTML file.

Important Notes

- Generally speaking, if you set stat targets where a stat fills up a screen, that's probably good enough when running *Consolidate Seasons*.
- Do not modify the txt files before using *Consolidate Seasons*.
- Avoid using multiple zero targets. Doing one stat, at zero, is ok. But doing many will cause the program to probably timeout or crash.
- Run times will vary based on your computer. To process about 2500 box scores, using an Intel® Core™ i7 CPU, the *Single Season* process takes about 40 seconds. *Consolidate Seasons* takes about 5 seconds.
- Max execution times set to 2 minutes. Your PC mileage may vary.
- Depending on your PC's processor and memory, may be a good idea to avoid a lot consecutive *Single Season* runs. Exit program and restart every five or so.

➤ Compare Fielding to Roster

List players who played a position not listed on the team roster. You use computer Roster and Team Fielding - Traditional reports as input. You have the option to be strict with OF positions. Meaning, the played OF position must match Roster. You can process one team or an entire league. Note: If a team has players with the same first initial and last name, check the data. Due to the way SOM formats the output, the correct data may not be displayed for these players.

➤ Compare PAC to PBP

Compare PAC to PBP, noting outs, hits, PA, and other plays. You use computer PAC and PBP files as input. You can enter one set of PAC and PBP files or read an entire folder of files. When using a folder, the utility will find all files that have "PAC" in the filename, and try to find the matching PBP file. If you use the folder option, each game's PAC and PBP must

have (or very close to) the same time stamp. If all games in folder have similar time stamps, you cannot use folder option.

Note: Baseball is a funny game. Every day something new comes up that we have never seen before. This utility has been tested with hundreds of PAC and PBP files, and believe all play possibilities have been captured, but the unexpected may have been missed. If the totals do not match, do not assume they are correct. Check the output and files. It's possible a particular play was not recognized or an error occurred. The play-by-play can, sometimes, be random. And sometimes (very rare) PBP text gets repeated. Review the reported issues or please let me know if you see a problem. Thank you.

➤ **Find Missing Game Files**

Tries to find missing game files. It cannot determine if both game files from a game are missing, but it can try to determine if one of the two game files is missing. The utility will search for only files that start with an extension of V or H. Examples: 1976OS9A.V08 or 1976OS9A.H08.

➤ **Games Not Played and Played**

List computer games not played and played within a specific period of time. You use computer Schedule and Line Scores reports as input. Great for commissioners who wish to notify their league of game status.

➤ **Identify Missing BOX and PAC Files**

Identify BOX and PAC files, for completed games, that do not exist in a folder. Can be used to identify files that did not successfully download from the Cloud.

➤ **Pitchers From Box Scores**

List pitchers and rest by reading the Box Scores. You use computer League Overview report to get list of teams in league and Roster Report (optional) to get a pitcher's *-RATING. You then choose the type of report (Starting Pitching Totals, Game Detail, or Game Detail & Starting Pitching Totals) along with options on how to calculate rest. For starting pitchers, the utility computes days (or games) since last started and pitched. For relievers, the utility computes days since last start. Great way to determine if pitchers are getting proper starter rest.

➤ **Starting Pitchers Rest**

List starting pitching, and rest (either days or games), between starts for a team. You use computer game Schedule Report, normally located in the Print folder. The pitcher's last game will be counted towards >4D. Traded pitchers will not be displayed (they are not included in Starter Schedule), therefore team total may not match total games.

Note: Please note that these starting pitchers may not necessarily be the ones who actually started a game. SOM does not provide a team report that lists who started a game. This utility can help with leagues that submit CM's for a block, etc. A Commissioner can run this utility to ensure proper rest has been given to pitchers before starting play.

[Starting Pitchers Rest](#) was previously called Starting Pitching Days Rest From CM.

Sister utility [Starter Schedule Report](#) provides a detail game-by-game list of starting pitchers.

➤ [Usage Report](#)

Collects Actual and Replay data and computes minimum and maximum usage (along with a few other options). Great for commissioners and managers to see and manage player usage. Used to be Usage Data utility.

Miscellaneous

➤ [Ballpark Location](#)

This drag-and-drop utility will create or update a location (.loc) file. Used with ballpark images to set locations for fielders, runners, fences, etc. An alternative to computer game Edit Ballpark Locations.

Ballpark images (.bmp) and location (.loc) files are located in the Data folder.

Utility will not update your original LOC file. Instead it will create a new LOC file with a timestamp (you also have the option to change this timestamped file name). You can then rename your original LOC file to something else and rename the new LOC file to the original name.

When creating a LOC, default values are set for Miscellaneous Inputs.

➤ [Change Scheduler Order](#)

This utility will create new schedule file(s) with each day sorted as follows:

- 1) Day games by home team time zone.
- 2) Night games by home team time zone.

If using pitcher schedule (a schpit.txt file), enter an existing pitcher schedule file located in the Rosters folder. Example: 1967NLschpit.txt. The utility will create a new pitcher schedule and a new game schedule file.

If not using pitcher schedule, enter an existing game schedule file (exported from Schedule Maintenance as explained below). New game schedule file is created.

How the utility works and what you need to know/do:

1. Make sure the league has not started.
2. The schpit.txt file (example: 1967NLSchpit.txt) is located in the Rosters folder. If you are using pitcher schedule, copy (save it) to another location. Else ignore.
3. Get and save the existing game schedule. Select the league, go to top menu and select League -> Schedule Maintenance -> Export. It will be placed in the Export folder. Copy (save it) to another location.
4. Use the schpit.txt or game schedule as input to this utility.
5. If using pitcher schedule, utility will create new schpit and game schedule files. If only using game schedule, utility will create new game schedule file. Like the originals, their contents will be in the same format.
6. The new game schedule needs to be imported in the computer game. Select the league, go to top menu and select League -> Schedule Maintenance -> Import. If Import is not displayed it means the league has already started and you cannot update the files. **This needs to be done before placing a new schpit file in Rosters folder.**
7. If using pitcher schedule, the new schpit.txt file (with the proper name such as 1967NLSchpit.txt) needs to be placed in the Rosters folder.
8. To back out, reinstall the league rosters or place the backed up copy of schpit file (if using pitcher schedule) to the Rosters folder and Import the previously exported game schedule.

Current team list, with time zones, is available for review.

➤ Cleanup Folders

Identify, and remove, files you no longer need in a game folder. It will never modify the original folder.

Under certain circumstances, some of the game folders will never remove files (which can lead to very large folders). This utility can help identify what is in a folder and presents a way to copy what you wish to keep (and eventually delete). The utility never deletes anything. It presents options for you decide what to do.

➤ Collect Data From Box Scores

Collect data for Attendance, Cycles, Injuries, No-Hitters, Shutouts, Time, Team RISP, Triple Plays, Weather, Web Gems, and eight other collections (see below) from box scores. You can collect by league, team and date range.

Attendance – Displays league average and league average by month. For team, total attendance, average per game, smallest and largest games. User can sort team data. User can display a table of all box scores displaying Attendance. Has a link to each box score.

Cycles – Displays players who hit for the cycle (SI, DO, TR, HR) in a game. User can display a table of all box scores displaying Date and Player. Has a link to each box score.

Injuries – Displays number of games with injuries, total injuries, how many times players are injured for x amount of games, and injury count (along with pct) by month. User can display a table of all box scores displaying Date and Injury. Has a link to each box score. User can also display a table of all injured players, number of times injured, injury instances, and the total games injured. User can sort player data.

No-Hitters – Displays all no-hitter games, including multi-pitcher no-hitters. Displays line score and pitcher stats. Has a link to each box score.

Shutouts - Displays all shutout games, including multi-pitcher shutouts. Displays line score and pitcher stats. Has a link to each box score.

Team RISP – Displays each team's RISP (Runners In Scoring Position) hits, at-bats, and batting average. Displays for away, home, and all games. Also displays league averages. User can sort team data. User can display a table of all box scores displaying Date and RISP. Has a link to each box score.

Time – Displays league averages (Game, Fastest, Slowest) for and league average by month. For team, average per game, fastest and slowest games. User can sort team data. User can display a table of all box scores displaying Time. Has a link to each box score.

Triple Plays – Displays teams who turned triple plays in a game. User can display a table of all box scores displaying Date and Team. Has a link to each box score.

Walk-off HR's - Displays players who hit a walk-off HR. You have the option to use box scores or PAC files to find the walk-off. The box score file must have the Scoresheet. The PAC is quicker and accurate. User can display a table of all box scores and PAC files displaying Date and Player.

Weather – Displays league total and monthly counts for Good, Average, and Bad weather (along with pct). For team, total counts for Good, Average, and Bad weather (along with pct). User can sort team data. User can display a table of all box scores displaying Weather. Has a link to each box score.

WebGems – Displays number of games with web gems, total web gems, and type of web gems. User can display a table of all box scores displaying Date and Web Gem. Has a link to each box score. User can also limit display to certain type of Web Gem's. User can also display a table of all players who had a Web Gem, the number of times the player had a particular type of Web Gem, and total Web Gem's. User can sort player data.

Other collections:

1. x or less hits by a team
2. x or more runs by a team
3. x or more hits by a team
4. x or more inning games
5. x or more runs by a player
6. x or more hits by a batter
7. x or more HRs by a batter
8. x or more RBIs by a batter
9. x or more Ks by a pitcher
10. x or more SB's by a player

where x = any number (with limits) you wish to enter.

Displays games meeting criteria along with box score list.

➤ **Collect Data From PAC Files**

Displays PAC file information such as dice rolls and splits. Numerous output settings (graphs and plots by game and/or grand totals). Wealth of information to select, collect, and display. Can select by league, team or player. Note: Avoid using Dice Plot with lots of PAC files. The program may use lots of computer resources. Start small (limit selections) then work your way up.

➤ **Comparison Report**

Displays report comparing actual batting average and ERA vs replay for players and teams, in numbers and graphs. You can display one team or entire league, limit display to players that meet replay minimums in AB and IP, and can choose to display player and/or team lists (one table that compares entire league). Use computer Comparison Report as input to this utility.

➤ Remove Formatting From PRT Files

Remove formatting ([0], [1], etc.) from all PRT files in a folder. This is helpful if you look at PRT files (example: box scores) outside the computer game and did not uncheck "Save formatting to prt files" under Options -> Miscellaneous.

Utility will not update the original files in the folder. Instead, it will create a temporary folder to store the updated files. The temporary folder will be the same name as the original folder but with a timestamp suffix (-yymmdd-hhmmss). Example: 1976AL-220115-051022. The timestamp will always be unique. It will not copy nor update non-PRT files and subfolders into the temporary folder. After selecting the folder, you will be prompted to continue or stop.

If you wish to play it safe, backup your league (checking Print) before running this utility.

➤ Search Box Scores

Search box scores for specified text. This utility can help find games where a player played a specific position. Or really just about anything.

Box score filenames should follow SOM file naming convention. Example: BOX 07-04-1976 CIN @ LAN.prt. If you search the ones the game creates, all should be fine.

Search Text 1 is required. All other fields are optional.

Team: Search box scores only for this name in the filename. Example: CIN.

Each text search input must be found on the same line within the box score. Use of **Link** will condense your search as follows: Ensures Search 2 is no more than 11 characters to the right of Search 1. You could search for a player and a position he played. For example "B.Ruth RF,LF,1B,CF". You could **link** "B.Ruth" with "CF" and only Ruth playing CF would display. If you do not link, another CF may appear. Examples:

Search 1: B.Ruth Search 2: CF not Linked. The output may look like:

B.Ruth RF *5 1 2 2 .481* *T.Speaker CF* *4 1 0 0 .320*

Because it will search for both "B.Ruth" and "CF".

Search 1: B.Ruth Search 2: CF and Linked. The output may look like:

B.Ruth CF *3 1 3 4 .432* *T.Speaker CF* *5 1 1 0 .300*

Because it will search for both "B.Ruth" and "CF" close together. Or, generally, on the same team in box score.

Other search examples:

Find Triple plays: **Search 1:** TRIPLE PLAYS

Find Web gems: **Search 1:** WEB GEMS

Find Web gems for just team CIN: **Team:** CIN **Search 1:** WEB GEMS

You may also select case-sensitive or case-insensitive search. This also impacts the **Team** input.

After submit, the box score associated with the matching search is displayed, along with the box score text. You can open the box score (it will open using the program on your computer associated with .PRT files, such as Notepad). The box score will still display the SOM special formatting/print characters such as [1].

➤ **Search PAC Files**

Search PAC files for specified text.

PAC filenames should follow SOM file naming convention. Example: PAC 07-04-1976 CIN @ LAN.prt. If you search the ones the game creates, all should be fine.

➤ **Search PBP Files**

Search PBP (Play-By-Play) files for specified text.

PBP filenames should follow SOM file naming convention (filenames start with "PBP" with a .prt extension). If you search the ones the game creates, all should be fine.

Search Text is required. You may also select case-sensitive or case-insensitive search. Example search: A balk has been called!

After submit, the PBP file associated with the matching search is displayed, along with the PBP text. You can open the PBP file (it will open using the program on your computer associated with .PRT files, such as Notepad).

➤ **Starter Schedule Report**

A detail game-by-game list of starting pitchers set in the CM. You use computer Schedule Report and Roster Report (optional) as input to this utility.

Note: Please note that these starting pitchers may not necessarily be the ones who actually started a game.

Starter Schedule Report was previously called Starting Pitchers From CM.

Sister utility [Starting Pitchers Rest](#) calculates days (or games) rest between starts.

➤ [Update Standings Report](#)

Allows you to create a new Standings report with actual last games played and streak information. You can also change the number of Last Games reported from the default of 10 to any number from 10 to 99.

Notes/Suggestions

If you wish the application to remain maximized next time you use it, click the Window x in the upper right hand corner (not the X icon). This seems to be a bug.

To reset / remove all the global variables, go to:

C:\Users\[Username]\AppData\Local\ExeOutput\UserApplication

where [Username] is unique to your computer.

You can delete the UserApplication folder and this should remove persistent global variables. When program restarts, a new UserApplication folder is created.

Summary of Files/Reports Used in Utilities

Utility	bmp (image)	Box Scores	Comparison	Fielding - Traditional	Folder	League Overview	Linescores	loc file	lup	PAC	PBP	Roster	Schedule	Standings	Team Detail	trn	Usage
Active Roster Positions												X					
Adjust Roster Stats												X					
Ballpark Location	X						X										
Box Score		X															
Build Record Book		X		X													
Change Schedule Order												X-1					
Collect Data From Box Scores				X													
Compare Fielding to Roster			X									X					
Compare PAC to PBP				X					X	X							
Comparison Report		X															
Display Lineups								X			X						
Display Transactions Plus											X					X	
Find Missing Game Files				X													
Games Not Played and Played						X						X					
Identify Missing BOX and PAC Files						X											
Pitchers From Box Scores				X													
Player W-L Count When Starting	X																
Remove Formatting From PRT Files	X		X						X								
Starter Schedule Report											X	X					
Starting Pitchers Rest												X					
Search Box Scores				X													
Search PAC Files				X					X								
Search PBP Files				X													
Team League Stats															X		
Update Standings Report						X							X				
Usage Report		X															

X-1: Uses the pitcher schedule

Screenshots and Examples

(Utilities use same font size but screenshots may appear different to fit within this document, and may be a bit blurry due to pasting images)

Box Score
Box Score(s):

You can select multiple box scores files. To select multiple files, hold down the CTRL or SHIFT key while selecting. **A max of 20 files can be selected.** After submit, the multiple files will be sorted by filename (or date if using game generated box scores). Therefore you don't have to worry about the selection order.

The output font is Courier New (monospace), which keeps the line scores correctly spaced. If you are sending data via Outlook (and some other email clients) to a Yahoo Group, you may wish to send as Plain Text to avoid double line spacing. Unfortunately, Plain Text does not support bold, italic, colored fonts, or other text formatting.

What to Display
 Title* Time* Strikeouts
 Line Score* Attendance* GIDP
 Pitchers(W,L,S) DP WP
 Left on Base* TP Balks
 Errors* SB* 2-Out RBI
 2B* CS RLISP 2-Out
 3B* SH Team RISP
 HR* SF Web Gems
 RBIs Walks Injuries*
 Pitcher Lines* HBP Recap
 Batter Lines Highlights* Weather
 Scoresheet (if it exists)

Example of selected output for a Sep 27, 2020 game (you can do more than one game):

```
2020 Boston Beantowners At 2020 Atlanta Tomahawks          9/27/2020
Beantowners..... 0 0 0  1 1 1  0 2 0  -  5 11  0
Tomahawks..... 0 1 0  0 0 0  0 1 0  -  2  5  1
WP:M.Barnes (4-1), LP:B.Wilson (0-2)
T:2:52, A:38,199, WEATHER:Good
Highlights (Batters with 3 or more R,H,or RBI). AB-R-H-RBI:
Beantowners:K.Plawecki 4-2-4-2
Catcher Kevin Plawecki had 4 hits and 2 RBI at SunTrust Park as the Boston Beantowners beat the Atlanta Tomahawks 5 to 2. Plawecki was a thorn in the side of the hometown fans as he enjoyed a fine day at their team's expense. He ripped a base-knock in the 2nd inning, tripled in the 4th inning, smacked a single which brought home a run in the 5th inning and cracked a solo homerun in the 8th inning. Boston out-hit Atlanta for the game, 11 hits to 5. The victory was credited to Matt Barnes(4-1) who went 1 and 1/3 innings, allowing no runs. Bryse Wilson(0-2) was the losing pitcher. He pitched 5 innings giving up 7 hits and no walks.
```

Display Lineups from luplup File: 2020ML.lupRoster File: rosters-ALL.PRTSchedule File: schedule-ALL.PRTStart Month/Day: / Ignore dates, do entire year (caution - lots of lineups)End Month/Day: / Team: (optional 3-char abbreviation - case-sensitive)
Only display lineups for this team's games

Example for Aug 4, 2020 ARN game (you can do more than one team or date):

2020ML Date: 08/04 Game: 1

Visitor - HOA			Home - ARN		
1	G. Springer	CF	1	Ketel Marte	2B
2	Jose Altuve	2B	2	Kole Calhoun	RF
3	Alex Bregman	3B	3	S. Marte	CF
4	Yuli Gurriel	1B	4	C. Walker	1B
5	C. Correa	SS	5	E. Escobar	3B
6	Josh Reddick	RF	6	D. Peralta	DH
7	Abraham Toro	DH	7	Carson Kelly	C
8	Kyle Tucker	LF	8	D. Varsho	LF
9	M. Maldonado	C	9	Nick Ahmed	SS
SP	C. Javier		SP	M. Bumgarner	

Display Transactions Plustrn File: 2020ML.trnRoster File: rosters-ALL.PRTStart Month/Day: 08 / 03 Ignore dates, do entire year

End Month/Day: 08 / 03

Which transactions?: All Trades Brought Up Sent DownTeam: (optional 3-char abbreviation - case-sensitive)
Display only transactions for this team

List of transactions for Aug 3, 2020:

2020ML Transactions

08/03	AT008P	Andrew Triggs	T	SFN	BOA	
08/03	AT008P	Andrew Triggs	D	BOA		
08/03	YM001B	Yermin Mercedes	D	CHA		
08/03	NM136B	Nomar Mazara	U	CHA		
08/03	AA047B	Aristides Aquino	D	CIN		
08/03	JV186B	Joey Votto	U	CIN		
08/03	JN048B	Jacob Nottingham	D	MLN		
08/03	MM036B	Mark Mathias	U	MLN		
08/03	RH007B	Ryon Healy	U	MLN		
08/03	BA047P	Brett Anderson	U	MLN		
08/03	LW039B	Lamonte Wade Jr	D	MNA		
08/03	CT020P	Caleb Thielbar	U	MNA		
08/03	AS009B	Ali Sanchez	U	NYN		
08/03	RM005P	Reggie McClain	D	PHN		
08/03	YR004P	Yacksel Rios	U	PIN		
08/03	AA011B	Abraham Almonte	U	SDN		
08/03	AS010P	Andrew Suarez	U	SFN		
08/03	TS163B	Travis Shaw	U	TOA		

Player W-L Count When Starting

Team: (3-char abbreviation)

Collect DH data?

Start Month/Day: / Ignore dates, do entire year

End Month/Day: /

Use drop down to select a previous folder or select another folder:

After you select your folder, please be patient as the program reads each box score.

Example for ARN from Sep 1 – Sep 5:

Team: ARN League: 2020ML From: 09/01 to 09/05 Total Games: 5

by POSITION	Visitor (W-L)								Home (W-L)								Total										
	Player	C	1B	2B	3B	SS	LF	CF	RF	C	1B	2B	3B	SS	LF	CF	RF	C	1B	2B	3B	SS	LF	CF	RF	Pct	+/-
Ahmed,N.					1-4																1-4					.200	.000
Calhoun,K.									1-4																1-4	.200	.000
Escobar,E.				1-3									1-3													.250	.050
Kelly,C.	1-3																1-3									.250	.050
Locastro,T.						0-2	0-1															0-2	0-1			.000	.200
Marte,K.			1-2				0-1												1-2				0-1			.250	.050
Peralta,D.					1-2																	1-2				.333	.133
Rojas,J.			0-1																0-1							.000	.200
Varsho,D.	0-1						1-2										0-1						1-2			.250	.050
Walker,C.		1-4																1-4								.200	.000
Young,A.			0-1	0-1															0-1	0-1						.000	.200
	Visitor Record: 1-4 .200								Home Record: 0-0 .000								Total Record: 1-4 .200										

by LINEUP	Visitor (W-L)									Home (W-L)									Total								
	Player	1	2	3	4	5	6	7	8	9	1	2	3	4	5	6	7	8	9	1	2	3	4	5	6	7	8
Ahmed,N.					0-1	1-3																	0-1	1-3			
Calhoun,K.	1-1	0-1			0-2														1-1	0-1			0-2				
Escobar,E.				0-2	1-1																	0-2	1-1				
Kelly,C.									1-3																	1-3	
Locastro,T.	0-3																		0-3								
Marte,K.		1-3																		1-3							
Peralta,D.				1-2																		1-2					
Rojas,J.					0-1																		0-1				
Varsho,D.							1-2	0-1																1-2	0-1		
Walker,C.			1-4																			1-4					
Young,A.							0-2																	0-2			

Team League Statistics

Team Detail Report: No file chosen

What to Display

Batting

- Overall
- vs. Left
- vs. Right
- Clutch
- Loaded
- Home Games
- Road Games
- Day Games
- Night Games
- Batting 1
- Batting 2
- Batting 3
- Batting 4
- Batting 5
- Batting 6
- Batting 7
- Batting 8
- Batting 9

Fielding

- Pitcher
- Catcher
- 1st Baseman
- 2nd Baseman
- 3rd Baseman
- Shortstop
- Left Fielder
- Center Fielder
- Right Fielder

Pitching

- Overall
- as starter
- as reliever
- Averages

Pitching Breakdowns

- Overall
- vs. Left
- vs. Right
- Starter
- Reliever
- Home Games
- Road Games
- Day Games
- Night Games

Baserunning

- Overall

Example:

Batting: Overall

	Avg	AB	H	2B	3B	HR	RBI	BB	IBB	K	OBP	SLG	OPS
1923 AZT	.301	4435	1335	225	63	66	714	436	19	306	.364	.425	.789
1923 CHL	.282	4634	1306	193	39	42	504	337	16	381	.331	.368	.699
1923 FUT	.282	4666	1316	210	65	55	620	441	37	373	.344	.390	.734
1923 LIO	.287	4509	1293	175	53	31	522	325	19	416	.335	.370	.705
1923 MUN	.271	4626	1254	159	29	90	522	312	10	524	.317	.376	.693
1923 MUR	.286	4581	1312	221	68	42	613	406	12	410	.344	.392	.736
1923 NYY	.275	4713	1296	186	54	48	546	398	16	369	.331	.368	.699
1923 ROG	.288	4596	1324	226	73	91	703	485	64	460	.356	.428	.784
1923 UMJ	.281	4451	1252	177	82	47	564	304	14	409	.327	.390	.717
1923 WPB	.278	4202	1167	194	55	38	551	353	20	343	.334	.377	.711

Who's Hot, Who's Not

Team: (3-char abbreviation)

Choose one: Date Range Recent Games All Games

Start Month/Day: / Number of Recent Games to Collect

End Month/Day: /

Use drop down to select a previous folder or select another folder:

After you select your folder, please be patient as the program reads each box score.

Notes:

- * Team Pitching ERA Total will not reflect earned runs team adjustments.
- * Team Batting / Fielding will not display pitchers absent from lineup. If they commit an error, it will be listed under Others.
- * Having the Scoresheet in the Boxscore will help decipher duplicate player names.

Example for ARN (10 Recent Games):

ARN 2020 - 10 Recent Games (September 17-27)

BATTING / FIELDING

Name	G	AB	R	H	2B	3B	HR	RBI	AVG	OBP	SLG	OPS	SB	CS	SH	SF	BB	HBP	SO	DP	E	PB	
K.Marte	5	22	3	8	0	0	1	4	.364	.364	.500	.864	0	0	0	0	0	0	2	0	1	0	
W.Mathisen	5	12	3	4	0	0	0	1	.333	.467	.333	.800	0	0	0	0	3	0	0	0	0	0	
C.Kelly	7	25	3	8	2	0	1	2	.320	.346	.520	.866	0	0	0	0	1	0	4	0	0	1	
D.Peralta	9	27	2	8	0	0	1	4	.296	.355	.407	.762	0	0	0	1	3	0	7	2	0	0	
K.Calhoun	9	32	3	8	3	0	2	6	.250	.368	.531	.900	0	0	0	0	4	2	6	4	0	0	
P.Smith	8	26	3	6	0	0	0	0	.231	.333	.231	.564	0	0	0	0	4	0	4	1	0	0	
J.Vanmeter	6	19	3	4	1	0	1	4	.211	.318	.421	.739	0	0	0	0	3	0	7	0	0	0	
D.Varsho	9	36	4	7	2	1	1	2	.194	.256	.389	.645	2	0	0	0	3	0	10	0	0	0	
N.Ahmed	8	27	3	5	1	0	1	5	.185	.290	.333	.624	0	0	0	0	4	0	7	0	0	0	
C.Walker	9	34	6	6	2	0	2	5	.176	.263	.412	.675	0	0	0	0	3	1	5	0	2	0	
T.Locastro	6	13	4	2	1	0	0	1	.154	.333	.231	.564	0	0	0	1	1	3	3	0	0	0	
J.Jay	3	7	0	1	0	0	0	3	.143	.333	.143	.476	0	0	0	0	2	0	0	0	0	0	
E.Escobar	9	30	3	4	1	1	0	1	.133	.235	.233	.469	0	0	0	0	4	0	3	1	0	0	
J.Rojas	3	9	0	0	0	0	0	0	.000	.250	.000	.250	0	0	0	0	3	0	4	0	0	0	
S.Vogt	1	3	0	0	0	0	0	0	.000	.000	.000	.000	0	0	0	0	0	0	1	1	0	0	
Others																						0	
Totals		322	40	71	13	2	10	38	.220	.313	.366	.679	2	0	0	2	38	6	63	9	3	1	

PITCHING

Name	G	W	L	GS	CG	GF	Sho	Hld	Sv	BSv	IP	H	R	ER	BB	SO	HR	ERA	WHIP	WP	B	
H.Rondon	3	0	1	0	0	1	0	1	0	0	3.2	3	1	0	4	4	0	.00	1.91	0	0	
S.Crichton	5	0	0	0	0	5	0	0	2	0	6.0	1	0	0	0	5	0	.00	.17	1	0	
L.Weaver	2	1	0	2	0	0	0	0	0	0	10.0	6	0	0	1	8	0	.00	.70	0	0	
T.Bergen	1	0	0	0	0	1	0	0	0	0	1.1	0	0	0	1	1	0	.00	.75	0	0	
A.Young	2	1	0	2	0	0	0	0	0	0	8.2	6	1	1	0	9	0	1.04	.69	0	0	
Z.Gallen	2	1	1	2	0	0	0	0	0	0	12.2	9	3	3	3	18	2	2.13	.95	1	0	
C.Smith	3	0	1	1	0	1	0	0	0	0	6.1	4	3	2	2	7	0	2.84	.95	1	0	
Y.Lopez	1	0	0	0	0	0	0	1	0	0	2.2	3	1	1	1	0	0	3.37	1.50	0	0	
R.Smith	4	0	0	0	0	2	0	0	0	0	6.2	7	4	3	5	7	1	4.05	1.80	0	0	
T.Clarke	2	1	0	1	0	0	0	1	0	0	6.1	5	3	3	4	5	1	4.26	1.42	0	0	
M.Bumgarner	2	0	1	2	0	0	0	0	0	0	10.0	6	5	5	6	8	3	4.50	1.20	0	0	
T.Widener	2	1	1	0	0	0	0	0	0	0	7.2	5	5	5	2	11	4	5.87	.91	0	0	
J.Guerra	4	0	0	0	0	0	0	1	0	1	4.0	9	4	4	2	3	0	9.00	2.75	0	0	
S.Bracho	2	0	0	0	0	0	0	0	0	1	1.0	6	4	4	0	1	1	36.00	6.00	0	0	
Team							1															
Totals		5	5	10	0	10	1	4	2	2	87.0	70	34	31	31	87	12	3.21	1.16	3	0	

Active Roster Positions

Roster File: rosters-ALL.PRT

Flag active positions with less than players(s)

Using OF Mobility - Flag active total OF positions with less than players(s)

Example for two teams (you can do one or more teams):

2020 Arizona D-Backs

C	1B	2B	3B	SS	LF	CF	RF
Kelly,C Varsho,D Vogt,S	Smith,P Vanmeter,J Vogt,S Walker,C	Escobar,E Marte,K Vanmeter,J	Escobar,E Mathisen,W Vanmeter,J	Ahmed,N Marte,K	Jay,J Locastro,T Peralta,D Smith,P Varsho,D	Jay,J Locastro,T Marte,K Varsho,D	Calhoun,K Jay,J Locastro,T Smith,P
3	4	3	3	2	5	4	4
C	1B	2B	3B	SS	LF	CF	RF
	Cron,K	Rojas,J Young,A	Young,A	Rojas,J	Rojas,J Young,A		
0	1	2	1	1	2	0	0

2020 Atlanta Tomahawks

C	1B	2B	3B	SS	LF	CF	RF
D'Arnaud,T Flowers,T	Culberson,C Freeman,F Riley,A Sandoval,P	Albies,O Culberson,C	Riley,A Sandoval,P	Swanson,D	Duvall,A Markakis,N Ozuna,M Riley,A	Acuna,R Inciarte,E	Acuna,R Duvall,A Markakis,N Ozuna,M
2	4	2	2	1	4	2	4
C	1B	2B	3B	SS	LF	CF	RF
Contreras,W Jackson,A	Adams,M	Camargo,J Hechavarria,A	Camargo,J Hechavarria,A	Hechavarria,A	Pache,C		Schebler,S
2	1	2	2	1	1	0	1

Adjust Roster StatsRoster File: rosters-ALL.PRT AB AB+BB (Choose one)Adjust Pct (Example: .07)

Output will display stats rounded, rounded up, and rounded down.

Example for ARN (you can do one or more teams):

2020 Arizona D-Backs

Batter AB	Actual	Adjusted	Round	Round Up	Round Down
Nick Ahmed	199	5.97	6	6	5
Kole Calhoun	190	5.70	6	6	5
Kevin Cron	17	0.51	1	1	0
Eduardo Escobar	203	6.09	6	7	6
Jon Jay	50	1.50	2	2	1
Carson Kelly	122	3.66	4	4	3
Tim Locastro	69	2.07	2	3	2
Ketel Marte	181	5.43	5	6	5
Wyatt Mathisen	27	0.81	1	1	0
David Peralta	203	6.09	6	7	6
Josh Rojas	61	1.83	2	2	1
Pavin Smith	37	1.11	1	2	1
Daulton Varsho	101	3.03	3	4	3
Stephen Vogt	72	2.16	2	3	2
Christian Walker	218	6.54	7	7	6
Andy Young	26	0.78	1	1	0
Josh Vanmeter	70	2.10	2	3	2

Build Game Record Book

Single Season

For Single Season, you will be presented with a list of over 70 stats to collect. You choose which stats you want, the minimum 'target' value for each stat, and the folder where the box scores reside (normally located in the Print folder).

Submit

Consolidate Seasons

For Consolidate Seasons, you use previously created Single Season txt files to create one consolidated record file.

You will pick the folder where these Single Season files reside. In this folder (and it can be any folder) make sure it only contains Single Season files - the program will read all files. They must be the txt files created in Single Season.

*** Single Season *** Select What to Collect

[Stat Cross Reference Guide](#)

Hover over stat text (example: LG) for better description. Check stats you want, then enter target value.

Team			Batting			Pitching			Miscellaneous				
<input checked="" type="checkbox"/> LG	13	<input checked="" type="checkbox"/> MLOBBT	24	<input checked="" type="checkbox"/> MKB1T	17	<input checked="" type="checkbox"/> AB	6	<input checked="" type="checkbox"/> WALKS	3	<input checked="" type="checkbox"/> OR	26	<input checked="" type="checkbox"/> ATTH	40000
<input checked="" type="checkbox"/> MR1T	15	<input checked="" type="checkbox"/> MLOBBT9	24	<input checked="" type="checkbox"/> MKB1T9	25	<input checked="" type="checkbox"/> AB9	6	<input checked="" type="checkbox"/> HBP	2	<input checked="" type="checkbox"/> RA	9	<input checked="" type="checkbox"/> ATTL	40000
<input checked="" type="checkbox"/> MR1T9	15	<input checked="" type="checkbox"/> MDP1T	4	<input checked="" type="checkbox"/> MKBBT	17	<input checked="" type="checkbox"/> RS	3	<input checked="" type="checkbox"/> KB	3	<input checked="" type="checkbox"/> LHA	3	<input checked="" type="checkbox"/> TIMEF	150
<input checked="" type="checkbox"/> MRBT	22	<input checked="" type="checkbox"/> MDP1T9	4	<input checked="" type="checkbox"/> MKBBT9	25	<input checked="" type="checkbox"/> RS9	3	<input checked="" type="checkbox"/> SH	3	<input checked="" type="checkbox"/> MHA	12	<input checked="" type="checkbox"/> TIMES	150
<input checked="" type="checkbox"/> MRBT9	22	<input checked="" type="checkbox"/> MDPBT	6	<input checked="" type="checkbox"/> MR1I	7	<input checked="" type="checkbox"/> HT	4	<input checked="" type="checkbox"/> SF	2	<input checked="" type="checkbox"/> WA	8	<input checked="" type="checkbox"/> TIMES9	150
<input checked="" type="checkbox"/> MH1T	20	<input checked="" type="checkbox"/> MDPBT9	6	<input checked="" type="checkbox"/> MRA1T	15	<input checked="" type="checkbox"/> HT9	4	<input checked="" type="checkbox"/> GIDP	2	<input checked="" type="checkbox"/> KP	12	<input checked="" type="checkbox"/> ATDL	20
<input checked="" type="checkbox"/> MH1T9	20	<input checked="" type="checkbox"/> MTP1T	1	<input checked="" type="checkbox"/> MRA1T9	15	<input checked="" type="checkbox"/> RBIs	5	<input checked="" type="checkbox"/> SB	2	<input checked="" type="checkbox"/> KP9	12	<input type="button" value="Select All"/>	<input type="button" value="Deselect All"/>
<input checked="" type="checkbox"/> MHBT	32	<input checked="" type="checkbox"/> MTPBT	2	<input checked="" type="checkbox"/> MHA1T	20	<input checked="" type="checkbox"/> RBIs9	5	<input checked="" type="checkbox"/> CS	2	<input checked="" type="checkbox"/> HRA	3	<input type="button" value="Target Defaults"/>	
<input checked="" type="checkbox"/> MHBT9	32	<input checked="" type="checkbox"/> ME1T	4	<input checked="" type="checkbox"/> MHA1T9	20	<input checked="" type="checkbox"/> 2B	3	<input checked="" type="checkbox"/> 2ORBI	2	<input checked="" type="checkbox"/> WP	2		
<input checked="" type="checkbox"/> MHR1T	5	<input checked="" type="checkbox"/> MEBT	6	<input checked="" type="checkbox"/> MHRA1T	5	<input checked="" type="checkbox"/> 3B	2	<input checked="" type="checkbox"/> RLISP	2	<input checked="" type="checkbox"/> BK	2		
<input checked="" type="checkbox"/> MHRBT	7	<input checked="" type="checkbox"/> TRISP	10	<input checked="" type="checkbox"/> MWA1T	9	<input checked="" type="checkbox"/> HR	2	<input checked="" type="checkbox"/> PB	4	<input checked="" type="checkbox"/> GS	80		
<input checked="" type="checkbox"/> MLOB1T	14	<input checked="" type="checkbox"/> MWB1T	9	<input checked="" type="checkbox"/> MKP1T	17	<input checked="" type="checkbox"/> TB	12	<input checked="" type="checkbox"/> E	4	<input type="checkbox"/> PC	150	<input checked="" type="checkbox"/> MINRK	20
<input checked="" type="checkbox"/> MLOB1T9	14	<input checked="" type="checkbox"/> MWBBT	13	<input checked="" type="checkbox"/> MKP91T	17	<input type="button" value="Select All"/>	<input type="button" value="Deselect All"/>	<input type="button" value="Select All"/>	<input type="button" value="Deselect All"/>	<input type="checkbox"/> # Off		<input checked="" type="checkbox"/> DMAX	10
<input type="button" value="Select All"/>	<input type="button" value="Deselect All"/>	<input type="button" value="Target Defaults"/>			<input type="button" value="Target Defaults"/>		<input type="button" value="Target Defaults"/>			Save Input Data...	Load Input Data...		

Two record examples:

2020ML Game Record Book - 1 year (2020)

Longest Games (Innings)

				R	H	E		R	H	E	
1.	15	8/ 7/2020	ARN	6	9	1	at	SDN	5	7	0
2.	14	8/22/2020	ARN	12	14	1	at	SFN	11	17	1
3.	13	9/ 2/2020	ATN	8	9	0	at	BOA	7	11	5

Home Runs

1.	3	9/16/2020	L.Gurriel (LF,1B) of TOA at NYA in 5 at-bats
	3	9/ 4/2020	C.Seager (DH) of LAN vs CON in 5 at-bats
	3	8/30/2020	W.Merrifield (CF) of KCA at CHA in 4 at-bats
	3	8/ 4/2020	T.Turner (SS) of WAN vs NYN in 4 at-bats

Compare Fielding Report to Roster

Roster File: rosters-ALL.PRT

Fielding File: fielding-ALL.PRT

Be strict with OF positions - must match Roster

Example (you can do one or more teams):

2020 Arizona D-Backs

1B	G	GS
J.Jay	1	0

2020 Atlanta Tomahawks

None

2020 Baltimore Birds

CF	G	GS
J.Iglesias	1	0
C.Sisco	1	0
RF	G	GS
B.Holaday	1	0

2020 Boston Beantowners

None

2020 Chicago (AL) Pale Hose

None

2020 Chicago (NL) Bruins

2B	G	GS
C.Maybin	1	0

2020 Cincinnati Stockings

CF	G	GS
F.Galvis	1	0

This utility will compare PAC to PBP, noting outs, hits, PA, and other plays.
You use computer game generated PAC and PBP files, normally located in the Print folder.

Compare PAC to PBP

This utility only works for Game Preferences Play By Play Level of "No Play by Play".

PAC File: No file chosen

PBP File: No file chosen

Report: All Only Totals Only Last Play and Totals



Or you can select a folder and the utility will try to find all PAC and matching PBP files in folder.

Use drop down to select a previous folder or select another folder:

After you select your folder, please be patient as the program reads each box score.

The utility interprets PBP results to find outs, hits, PA, and other plays (e.g. Stolen Bases, Wild Pitches, etc.).

If you use the folder option, each game's PAC and PBP must have (or very close to) the same time stamp.

If all games in folder have similar time stamps, you cannot use folder option.

Displayed time stamps are in GMT (Greenwich Mean Time).

[Reported issues](#) that will be fixed in next release.

The output is extensive. And will display discrepancies between PAC and PBP.

This utility tries to find missing game files. It cannot determine if both game files from a game are missing, but it can try to determine if one of the two game files is missing. The utility will search for only files that start with an extension of V or H. Examples: 1976OS9A.V08 or 1976OS9A.H08

Find Missing Game Files

Use drop down to select a previous folder or select another folder:

After you select your folder, please be patient as the program gets a list of files in the folder.

Example:

Searching folder: C:\Strat-O-Matic Baseball\Export\
2020ML79.H03 does not have an accompanied game file.

Done. 1 files do not have an accompanied game file.

Games Not Played and Played

Schedule Report:

Line Scores Report:

Start Month/Day: / Year captured from Schedule report

End Month/Day: /

Report:

Font:

Font Pt. Size: Display start and end date range on output

- Display games not played detail
- Display games left per team
- Display games played detail
- Display games played per team
- Display games played percentage per team

Example:

Games not played:

Jul 1-Jul 4: BRN-CHN(4), NYN-PHA(4), WAA-BON(4)
Jul 5-Jul 8: BOA-BRN(4)
Jul 9-Jul 12: BRN-SLA(4)
Jul 14-Jul 17: CHN-BOA(4), DEA-PHA(4), WAA-BRN(4)
Jul 18-Jul 21: NYN-CHN(4)
Jul 23-Jul 26: CIN-BRN(4), PHA-WAA(4)
Jul 27-Jul 30: DEA-WAA(4), NYN-BRN(4), PHA-BOA(4)

Games left per team:

BOA(12), BON(4), BRN(24), CHN(12), CIN(4), DEA(8), NYN(12), PHA(16), SLA(4), WAA(16)

Games played percentage (rounded) per team:

BOA(57), BON(86), BRN(14), CHN(57), CIN(86), DEA(71), NYN(57), PHA(43), SLA(86), WAA(43)

Identify Missing BOX and PAC Files

Line Scores Report:

Choose File `linescores.PRT`

Year:

`2020`

Year listed on filename (normally would match files in the selected folder).

Example: BOX 04-10-`2022` SDN @ AZN.prt

Which files?: BOX PAC BOX and PAC

Use drop down to select a previous folder or select another folder:

`C:\Strat-O-Matic Baseball\Print\2020ML`

Submit Selected Folder

Select Another Folder

Clear

After you select your folder, please be patient as the program gets a list of files in the folder.

Searching folder: `C:\Strat-O-Matic Baseball\Print\2020ML\`
Referencing line scores file `linescores.PRT` using year 2020

Missing files

BOX:

`09-27-2020 SDN @ SFN.prt`

Pitchers From Box Scores

League Overview: **overview.PRT**

Roster File: **rosters-1911.PRT** (optional)

Get Teams

Clear Files

With a Roster file:

Select teams, options, and folder.

<input checked="" type="checkbox"/> 1911 Boston-AL Red Sox - BOA	<input checked="" type="checkbox"/> 1911 Boston-NL Braves - BON
<input checked="" type="checkbox"/> 1911 Brooklyn Dodgers - BRN	<input checked="" type="checkbox"/> 1911 Chicago-NL Cubs - CHN
<input checked="" type="checkbox"/> 1911 Cincinnati Reds - CIN	<input checked="" type="checkbox"/> 1911 Detroit Tigers - DEA
<input checked="" type="checkbox"/> 1911 New York-NL Giants - NYN	<input checked="" type="checkbox"/> 1911 Philadelphia-AL Athletics - PHA
<input checked="" type="checkbox"/> 1911 St. Louis-AL Browns - SLA	<input checked="" type="checkbox"/> 1911 Washington Nationals - WAA

Select All

Deselect All

Using Roster File rosters-1911.PRT (will identify Starters not meeting proper rest per Roster File)

Report:	For rest, use:	For Starters (if checking rest):
<input type="radio"/> Starting Pitching Totals <input type="radio"/> Game Detail <input checked="" type="radio"/> Starting Pitching Totals & Game Detail	<input checked="" type="radio"/> Days <input type="radio"/> Games	<input type="radio"/> Include all relief appearances <input checked="" type="radio"/> Do not include relief appearances

Use drop down to select a previous folder or select another folder:

Submit Selected Folder

Select Another Folder

Clear

After you select your teams, report, and folder, please be patient as the program reads each box score.

Example (partial list):

Pitchers From Box Scores for 1911DB

Checking rest for starting pitchers using roster *-RATING

Do not include relief appearances when considering rest

1911 Boston-AL Red Sox

Starters: (**Days** rest since last start - **Days** rest since last pitched); **Name** - started without proper **Days** rest
 Relievers: (**Days** rest since last start); **Name** - already started in series

Date	Opp	G	Starter	Relievers
1911-04-10	vs BON	1	W.Johnson* (1st-na)	B.Donovan
1911-04-11	vs BON	2	C.Bender (1st-na)	D.Crandall, C.Hall, H.Vaughn, W.Johnson* (0)
1911-04-12	vs BON	3	B.Harmon* (1st-na)	L.Tyler, C.Hall, B.Schardt
1911-04-13	vs PHA	4	D.Crandall (1st-na)	
1911-04-14	vs PHA	5	W.Johnson* (3-3)	C.Hall
1911-04-15	vs PHA	6	B.Donovan (1st-na)	C.Bender (3)
1911-04-16	off day or no box			
1911-04-17	at SLA	7	B.Donovan (1-1)	W.Johnson* (2)
1911-04-18	at SLA	8	C.Bender (6-6)	

Pitchers From Box Scores

League Overview:

Roster File: (optional)

Without a Roster file:

Select teams, options, and folder.

<input checked="" type="checkbox"/> 1911 Boston-AL Red Sox - BOA	<input checked="" type="checkbox"/> 1911 Boston-NL Braves - BON
<input checked="" type="checkbox"/> 1911 Brooklyn Dodgers - BRN	<input checked="" type="checkbox"/> 1911 Chicago-NL Cubs - CHN
<input checked="" type="checkbox"/> 1911 Cincinnati Reds - CIN	<input checked="" type="checkbox"/> 1911 Detroit Tigers - DEA
<input checked="" type="checkbox"/> 1911 New York-NL Giants - NYN	<input checked="" type="checkbox"/> 1911 Philadelphia-AL Athletics - PHA
<input checked="" type="checkbox"/> 1911 St. Louis-AL Browns - SLA	<input checked="" type="checkbox"/> 1911 Washington Nationals - WAA

Report: <input type="radio"/> Starting Pitching Totals <input type="radio"/> Game Detail <input checked="" type="radio"/> Starting Pitching Totals & Game Detail	For rest, use: <input checked="" type="radio"/> Days <input type="radio"/> Games	For Starters rest: <input type="radio"/> Do not check <input checked="" type="radio"/> Check all for 3-days <input type="radio"/> Check all for 4-days	For Starters (if checking rest): <input type="radio"/> Include all relief appearances <input checked="" type="radio"/> Do not include relief appearances
---	--	---	--

Use drop down to select a previous folder or select another folder:

After you select your teams, report, and folder, please be patient as the program reads each box score.

Example (partial list):

Pitchers From Box Scores for 1911DB

Check all starting pitchers for 3-Days rest

Do not include relief appearances when considering rest

1911 Boston-AL Red Sox

Starters: (Days rest since last start - Days rest since last pitched); Name - started without proper Days re

Relievers: (Days rest since last start); Name - already started in series

Date	Opp	G	Starter	Relievers
1911-04-10	vs BON	1	W.Johnson (1st-na)	B.Donovan
1911-04-11	vs BON	2	C.Bender (1st-na)	D.Crandall, C.Hall, H.Vaughn, W.Johnson (0)
1911-04-12	vs BON	3	B.Harmon (1st-na)	L.Tyler, C.Hall, B.Schardt
1911-04-13	vs PHA	4	D.Crandall (1st-na)	
1911-04-14	vs PHA	5	W.Johnson (3-3)	C.Hall
1911-04-15	vs PHA	6	B.Donovan (1st-na)	C.Bender (3)
1911-04-16	off day or no box			
1911-04-17	at SLA	7	B.Donovan (1-1)	W.Johnson (2)
1911-04-18	at SLA	8	C.Bender (6-6)	

Starting Pitchers Rest

Schedule File: `schedule-report-ARN.PRT`

Rest: Days Games

Start Day/Game No.:

End Day/Game No.: (blank defaults to last game in schedule)

List Rest

Example for ARN (you can do one or more teams):

2020 Arizona D-Backs

Starting At Game 1

Name	<3G	=3G	=4G	>4G	Total
Madison Bumgarner...	0	1	5	3	9
Zac Gallen.....	0	1	10	1	12
Luke Weaver.....	0	1	9	2	12
Merrill Kelly.....	0	0	4	1	5
Alex Young.....	0	0	5	2	7
Taylor Clarke.....	0	1	2	2	5
Caleb Smith.....	0	1	1	1	3
	0	5	36	12	53

Strat-O-Matic Baseball - Usage Report

This utility collects Actual AB, BB, and IP data, and Replay AB, BB, and IP data, and computes usage data. You use computer game Comparison Report (not Usage Display Report), normally located in the Print folder. You can process one team or an entire league. Save files as follows:
 For one team: Statistics -> Team Stats -> Report:Comparison, Team:(choose team), then File -> Print to File...
 For entire league: Statistics -> Team Stats -> Report:Comparison, Team:Each Team, then File -> Print to File...

Note: Team totals may not reflect the team's replay averages due to possible trades.
 The Comparison report lists player data for the league not just the current team.
 SOM's reporting defines PA as AB + BB.

Usage Report

Comparison File:

For batting, collect AB or PA

Min. AB (or PA) and IP Pct Computes number to reach minimum usage

Max. AB (or PA) and IP Pct Computes number to reach maximum usage

Only display players with less than AB (or PA) or IP left (based on Max.)

Example (partial list):

1925 Arizona Tumbleweeds - 95 Of 150 Games (63% of the season)

Batters	Act. AB (100%)	Min. AB (60%)	Max. AB (110%)	Replay AB	Util. Proj.	Util. Curr.	AB to Min.	AB to Max.
Cooney,J.	103	62	113	61	93.5%	59.2%	1	52
Cox,D.	434	260	477	79	28.7%	18.2%	181	398
Fournier,J.	545	327	600	340	98.5%	62.4%	-13	260
French,W.	100	60	110	40	63.2%	40.0%	20	70
Frisch,F.	502	301	552	315	99.1%	62.7%	-14	237
Hale,S.	391	235	430	242	97.7%	61.9%	-7	188
Harper,G.	495	297	545	172	54.9%	34.7%	125	373
Hartley,G.	95	57	105	0	0.0%	0.0%	57	105
Heilmann,H.	573	344	630	355	97.8%	62.0%	-11	275
Hooper,H.	442	265	486	21	7.5%	4.8%	244	465
Kimmick,W.	141	85	155	56	62.7%	39.7%	29	99
Lee,C.	230	138	253	9	6.2%	3.9%	129	244
O'Rourke,F.	482	289	530	148	48.5%	30.7%	141	382
Roush,E.	540	324	594	317	92.7%	58.7%	7	277
Schalk,R.	343	206	377	135	62.1%	39.4%	71	242

Ballpark Location

Version 2

Read and Update Existing LOC File Create New LOC File

LOC File: No file chosen

BMP File: No file chosen (required field)

Notes:


1. Ballpark images (.bmp) and location (.loc) files are located in the Data folder.
2. After input, BMP file size may be reduced for display. This helps reduce overhead. The image may not be as clear as the original.
3. Depending upon your computer processing, there may be limitations when using large bmp images. Most should be fine. But some very large hi-res images may not load or take longer to display. If "Please wait..." is taking too long, try again.
4. When using "Read and Update Existing LOC File", it will not update your original LOC file. Instead it will create a new LOC file with a timestamp (you also have the option to change this timestamped file name). You can then rename your original LOC file to something else and rename the new LOC file to the original name. Example:
 - a. LOC File: bp004d.loc
 - b. After processing, file bp004d-(timestamp).loc is created
 - c. In Data folder, rename bp004d.loc to bp004d-original.loc
 - d. Copy bp004d-(timestamp).loc to Data folder and rename it bp004d.loc
5. After Set, you may see some slight icon movement due to rounding. But the X/Y coordinates will not change.
6. This program uses Cookies to temporarily store some values. Ensure you allow Cookies.
7. When positioning players, a placeholder box is displayed showing where player info will be positioned. In the game, long player names may extend outside the realm of this box.
8. In the game, RHB and RHP names, in their block area, look to be right-justified. All others are left-justified. Keep this in mind when you set RHB and RHP.
9. When creating a LOC, default values are set for Miscellaneous Inputs.

Ballpark Location (continued)

BP000D.BMP
Click and drag icon % to each location. Top-left corner is X/Y.
Set
Set+Submit
Reset
Go to Miscellaneous Inputs

You can Set anytime. When done, DON'T FORGET TO Set+Submit.

% LF Line HR	% LF Monster HR	% CF Monster HR	% RF Monster HR	% RF Line HR
% Left Field HR	% Left Center HR	% Centerfield HR	% Right Center HR	% Right Field HR
% LF possible HR	% LC possible HR	% CF possible HR	% RC possible HR	% RF possible HR
% LF Line poss HR	% Left Center Gap	% Deep Center Field	% Right Center Gap	% RF Line poss HR
% Left Field Line				% Right Field Line



Third Baseman	Left Fielder	Center Fielder	Right Fielder	First Baseman
% Runner 3rd Base	Shortstop	% Runner 2nd Base	Second Baseman	% Runner 1st Base
% RHP	% RHB	% Home Plate	% LHB	% LHP
		Catcher		

Grass/Turf:

Turf Field

Normal Grass Field

High Grass Field

Domed:

Open Air

Fixed Dome

Retractable Dome

	FENCE TYPE	DISTANCE	HEIGHT		FOUL TERRITORY
LF Line:	Fence	325	8	Left Field:	Average
Left Field:	Fence	350	8	Third Base:	Average
Left Center:	Fence	375	8	Home Plate:	Average
Center Field:	Fence	400	8	First Base:	Average
Right Center:	Fence	375	8	Right Field:	Average
Right Field:	Fence	350	8		
RF Line:	Fence	325	8		

Go to Top

Change Schedule Order

Select type of schedule file: Starter Game

Schedule: 1871NSschpit.txt

[Create New Schedule\(s\)](#)

Note: The existing file will not be modified. You will be prompted to save the new file(s).
It is recommended that you run, at least, a short simulation on the new schedules to ensure their accuracy.

[Review the Help Guide before proceeding.](#)

Time zones are known for most teams (using 3-char abbr). If the team is unknown, they will be placed in the Eastern Time Zone. See [Team List](#). If a team is missing or incorrect, use Feedback (be sure to leave your email address) to get it added or corrected. I will only add teams that have been created by Strat-O-Matic.

Example (partial list):

Do you want to create these files?

[Yes](#)

schpit file

1,CLS,FWS,D,Al Pratt,Bobby Mathews
2,BOS,WDS,D,Al Spalding,Asa Brainard
3,CLS,RKS,D,Al Pratt,Cherokee Fisher
5,CLS,CHS,D,Al Pratt,George Zettlein
6,BOS,TRS,D,Al Spalding,John McMullin
8,CHS,CLS,D,George Zettlein,Al Pratt
10,WDS,CLS,D,Asa Brainard,Al Pratt
10,CHS,FWS,D,George Zettlein,Bobby Mathews
12,WDS,FWS,D,Asa Brainard,Bobby Mathews
13,TRS,BOS,D,John McMullin,Al Spalding
13,WDS,CHS,D,Asa Brainard,George Zettlein
14,WDS,RKS,D,Asa Brainard,Cherokee Fisher
15,NYS,TRS,D,Rynie Wolters,John McMullin
16,WDS,CHS,D,Asa Brainard,George Zettlein
17,PHS,BOS,D,Dick McBride,Al Spalding
17,WDS,CLS,D,Asa Brainard,Al Pratt
19,WDS,TRS,D,Asa Brainard,John McMullin
19,RKS,CHS,D,Cherokee Fisher,George Zettlein
20,RKS,FWS,D,Cherokee Fisher,Bobby Mathews
21,RKS,CLS,D,Cherokee Fisher,Al Pratt
22,TRS,NYS,D,John McMullin,Rynie Wolters
23,FWS,CLS,D,Bobby Mathews,Al Pratt
23,RKS,TRS,D,Cherokee Fisher,John McMullin
24,WDS,BOS,D,Asa Brainard,Al Spalding
26,RKS,BOS,D,Cherokee Fisher,Al Spalding
27,RKS,BOS,D,Denny Mack,Al Spalding
29,RKS,NYS,D,Cherokee Fisher,Rynie Wolters
30,CHS,BOS,D,George Zettlein,Al Spalding
30,TRS,WDS,D,John McMullin,Asa Brainard

game file

1,CLS,FWS,D
2,BOS,WDS,D
3,CLS,RKS,D
5,CLS,CHS,D
6,BOS,TRS,D
8,CHS,CLS,D
10,WDS,CLS,D
10,CHS,FWS,D
12,WDS,FWS,D
13,TRS,BOS,D
13,WDS,CHS,D
14,WDS,RKS,D
15,NYS,TRS,D
16,WDS,CHS,D
17,PHS,BOS,D
17,WDS,CLS,D
19,WDS,TRS,D
19,RKS,CHS,D
20,RKS,FWS,D
21,RKS,CLS,D
22,TRS,NYS,D
23,FWS,CLS,D
23,RKS,TRS,D
24,WDS,BOS,D
26,RKS,BOS,D
27,RKS,BOS,D
29,RKS,NYS,D
30,CHS,BOS,D
30,TRS,WDS,D

Cleanup Folders

Supported folder types: **Backup, Export, Exported, Import, Imported, and Subsets.**
 Your selected folder must be one of these.

Use drop down to select a previous folder or select another folder:

C:\Strat-O-Matic Baseball\Export

Submit Selected Folder

Select Another Folder

Clear

After you select your folder, please be patient as the program gets a list of files in the folder.

Example (partial list):

Done getting file names.
 Checking each file name from C:\Strat-O-Matic Baseball\Export\ (46386 files in parent folder) ...
 Done identifying file names and subfolders.

Check Seasons you wish to copy.
 Check Others if you wish to copy other files. Can only do all or none.
 Check Subfolders if you wish to copy all subfolders (and their files). Can only do all or none.
 In other words, **uncheck** what you do not wish to copy. When you click the below Copy button, a 'copy to' folder will be created (and name displayed) and files will be copied to that folder.
 'Copy to' folder naming convention: **Export-yymmdd-hhmmss** (where yymmdd-hhmmss = current UTC date and time).
 If wish to do copies or deletes in Windows Explorer, suggest you sort by Type to make them easier to identify.

Seasons (.V & .H game files):	<input checked="" type="checkbox"/> 219 Other files:	No Subfolders found
1. <input checked="" type="checkbox"/> 1872NS (356 files)	1885PSSC.TXT 1886PSSC.TXT 1887PSSC.TXT	
2. <input checked="" type="checkbox"/> 1884PS (6 files)	1888PSSC.TXT 1890AM.EX1 1890AM.EX2	
3. <input checked="" type="checkbox"/> 1885PS (12 files)	1890NL.EX1 1890NL.EX2 1890PP.EX1	
4. <input checked="" type="checkbox"/> 1886PS (12 files)	1890PP.EX2 1890PSSC.TXT 1891AM.EX1	
5. <input checked="" type="checkbox"/> 1887PS (26 files)	1891AM.EX2 1891NL.EX1 1891NL.EX2	
6. <input checked="" type="checkbox"/> 1888PS (22 files)	1892NL.EX1 1892NL.EX2 1893NL.EX1	
7. <input checked="" type="checkbox"/> 1889PS (16 files)	1893NL.EX2 1894NL.EX1 1894NL.EX2	
8. <input checked="" type="checkbox"/> 1890AM (1052 files)	1896NL.EX1 1896NL.EX2 1897NL.EX1	

68. <input checked="" type="checkbox"/> 1950PL (12 files)	1996MLSC.TXT 1996nlSC.TXT	2013SA.EX1
69. <input checked="" type="checkbox"/> 1950PW (144 files)	2013SA.EX2 2014SA.EX1	2014SA.EX2
70. <input checked="" type="checkbox"/> 1951PW (138 files)	2015SA.EX1 2015SA.EX2	2016SA.EX1
71. <input checked="" type="checkbox"/> 1952PL (10 files)	2016SA.EX2 2017SL.EX1	2017SL.EX2
72. <input checked="" type="checkbox"/> 1952PW (148 files)	2018SA.EX1 2018SA.EX2	2019SA.EX1
73. <input checked="" type="checkbox"/> 1952T1 (1232 files)	2019SA.EX2 2020SA.EX1	2020SA.EX2
74. <input checked="" type="checkbox"/> 1953PW (124 files)		
75. <input checked="" type="checkbox"/> 2016ML (4856 files)		
76. <input checked="" type="checkbox"/> 2019ML (4858 files)		
77. <input checked="" type="checkbox"/> 2020ML (1793 files)		
Total season files: 46167		

Create 'Copy to' folder and copy all selected Seasons, Other Files, and Subfolders If you have a lot of files, be patient during the copy process.

Collect Data From Box Scores

Select Group A or Group B, then select items to display

Group A (select one item)

- Attendance
- Grand Slams #
- Injuries *
- Team RISP
- Time
- Walk-off HR @
 - BOX or PAC
- Weather
- Web Gem's *

Group B (check one or more items)

- Cycles
- Shutouts
- 5 or more runs by a player
- No-Hitters
- Triple Plays
- 5 or more hits by a batter
- 2 or less hits by a team
- 3 or more HRs by a batter
- 15 or more runs by a team
- 5 or more RBIs by a batter
- 23 or more hits by a team
- 10 or more Ks by a pitcher
- 15 or more inning games
- 2 or more SB's by a player

Reset target default values

Select All

Deselect All

* Display player list Display box score table and links When printing, put a page break after each stat item

Start Month/Day: 04 / 01 Ignore dates, read all box scores in folder

End Month/Day: 04 / 01

Team: (optional 3-char abbreviation; case-sensitive)
Only collect data when this team participates

Use drop down to select a previous folder or select another folder:

C:\Strat-O-Matic Baseball\Print\2020ML

Submit Selected Folder

Select Another Folder

Clear

3 or more HRs by a batter example:

2020ML - 3 or more HRs by batters

Total Games: 897

Total Games with 3 or more HRs by batters: 4 (0.4% of games)

Instances of 3 or more HRs by batters: 4

	Box	Date	Player	HRs
1	BOX 08-04-2020 NYN @ WAN.prt	08/04/2020	T.Turner (WAN)	3
2	BOX 08-30-2020 KCA @ CHA.prt	08/30/2020	W.Merrifield (KCA)	3
3	BOX 09-04-2020 CON @ LAN.prt	09/04/2020	C.Seager (LAN)	3
4	BOX 09-16-2020 TOA @ NYA.prt	09/16/2020	L.Gurriel (TOA)	3

22 or runs by a team example:

2020ML - 22 or more runs by a team

Games: 897

Games where a team had 22 or more runs: 3 (0.3% of games)

1	BOX 08-11-2020 ARN @ CON.prt ARN 24 Runs	08/11/2020	D-Backs..... 2 1 0 0 0 7 8 0 6 - 24 26 0 Mountaineers.... 0 0 0 2 1 0 0 3 1 - 7 13 1
2	BOX 09-23-2020 NYA @ TOA.prt NYA 23 Runs	09/23/2020	Bronx Bombers... 2 0 3 0 8 0 0 1 9 - 23 18 0 Sky Birds..... 2 0 0 1 0 0 0 0 0 - 3 6 2
3	BOX 08-08-2020 ATN @ PHN.prt ATN 22 Runs	08/08/2020	Tomahawks..... 0 1 0 3 0 0 3 6 0 - 22 22 0 Cheese Steaks... 0 0 1 2 0 1 0 0 0 - 4 7 1

Web Gems example (partial list):

2020ML - Web Gems

Total Games: 897

Total Games with Web Gems: 297 (33.1% of games)

Total Web Gems: 374 (0.42 web gems per game)

Web Gems by Play:

Robbed base hit by infielder: 202 (in 179 games)

Robbed extra base hit by outfielder: 63 (in 62 games)

Robbed homerun by outfielder: 65 (in 63 games)

Blocked plate by catcher, saved run: 39 (in 39 games)

[Go to Box Scores](#)

Player List [click titles to sort.](#) Will also update box score list.

	Player	Robbed Hits by INF	Robbed XB Hits by OF	Robbed HRs by OF	Blocked Plates by C	Total Web Gems ↓
1	Fernando Tatis Jr	6	0	0	0	6
	Trent Grisham	0	4	2	0	6
3	Erik Gonzalez	5	0	0	0	5
	Whit Merrifield	1	3	1	0	5
5	Jackie Bradley Jr	0	2	2	0	4

No-Hitters example (partial list):

2020ML - No-Hitters

Total Games: 897

Games with No-Hitters: 4 (0.4% of games)

Multi-Pitcher No-Hitters: 2

1	BOX 08-08-2020 NYA @ TBA.prt	08/08/2020	Bronx Bombers... 0 0 2 0 0 0 0 - 2 4 0								
			D-Rays..... 0 0 0 0 0 0 0 - 0 0 1								
	Bronx Bombers (7-7)		IP	H	R	ER	BB	SO	HR	PC	ERA
	G.Cole WIN(1-0)		7	0	0	0	2	11	0	88	3.45
	Totals		7	0	0	0	2	11	0		
	D-Rays (7-7)		IP	H	R	ER	BB	SO	HR	PC	ERA
	T.Glasnow LOSS(1-1)		6	2	2	0	2	5	1	80	1.96
A.Loup		1	2	0	0	0	1	0	13	0.00	
Totals		7	4	2	0	2	6	1			
2	BOX 08-31-2020 SEA @ LAA.prt	08/31/2020	Sailors..... 0 0 1 1 0 0 0 0 0 - 2 7 0								
	Multi-Pitcher No-Hitter			Halos..... 0 0 0 0 0 0 0 0 0 - 0 0 0							
	Sailors (9-28)		IP	H	R	ER	BB	SO	HR	PC	ERA
	M.Gonzales WIN(2-3)		8	0	0	0	0	8	0	98	3.16
	Y.Hirano SAVE(2nd)		1	0	0	0	0	0	0	9	3.38
	Totals		9	0	0	0	0	8	0		
	Halos (20-16)		IP	H	R	ER	BB	SO	HR	PC	ERA
J.Barria LOSS(0-1)		4	3	2	2	1	2	1	54	4.50	
L.Bard		1	2	0	0	0	2	0	21	5.40	
C.Bedrosian		4	2	0	0	0	5	0	56	1.93	
Totals		9	7	2	2	1	9	1			

Collect Data From PAC Files

Collection: Hitting Pitching

Team: 3-char (optional)

Hitter Name: (optional) Collection defaults to Hitting

Clear Fields

Use drop down to select a previous folder or select another folder:

C:\Strat-O-Matic Baseball\Print\2020ML

Submit Selected Folder

Select Another Folder

Clear

After you select your folder, please be patient as the program reads each box score.

Collection: Hitting collects all data. Pitching collects only opponents data if the Team field is entered.

Team: Collect data only for the 3-character team abbreviation.

Player: Enter a player name to collect data only for that player.

Name needs to match what is displayed on the PAC file. And a max of 11 characters. For example: C.Yastrzems for Carl Yastrzemski.

What to Display

- PAC Filename
- PAC File Contents
- Pct Chances Per Roll Table (informational)

Each Game Grand Totals

- Visiting Team Dice Rolls Collection
- Home Team Dice Rolls Collection
- Both Teams Dice Rolls Collection
- Dice Rolls Collection - by Inning All
- Visiting Team Splits Collection
- Home Team Splits Collection
- Both Teams Splits Collection
- Game Dice Plot (memory intensive)
- Splits Graph
- Pitch Counts

Select All

Deselect All

Select EG

Select GT

Note: Avoid using Dice Plot with lots of PAC files.

Dice Rolls for ARN example (you can do one or more teams):

Directory: C:\Strat-O-Matic Baseball\Print\2020ML\ Collection: Hitting for ARN Games: 60

GRAND TOTALS (60 Games)																													
Visitor Dice Rolls											Home Dice Rolls											Both Dice Rolls							
	1	2	3	4	5	6	T	Pct		1	2	3	4	5	6	T	Pct		1	2	3	4	5	6	T	Pct			
2	3	3	10	5	5	5	31	2.7	2	7	9	4	5	4	7	36	3.3	2	10	12	14	10	9	12	67	3.0			
3	10	12	5	9	12	10	58	5.0	3	11	12	14	15	10	15	77	7.1	3	21	24	19	24	22	25	135	6.0			
4	16	16	19	14	13	17	95	8.2	4	12	13	15	22	20	20	102	9.5	4	28	29	34	36	33	37	197	8.8			
5	33	21	19	24	27	24	148	12.8	5	17	22	18	15	21	21	114	10.6	5	50	43	37	39	48	45	262	11.7			
6	17	28	20	22	33	26	146	12.6	6	18	21	23	23	25	28	138	12.8	6	35	49	43	45	58	54	284	12.7			
7	31	23	25	43	33	31	186	16.1	7	35	26	28	24	29	25	167	15.5	7	66	49	53	67	62	56	353	15.8			
8	35	25	29	24	26	41	180	15.6	8	30	25	19	21	21	20	136	12.6	8	65	50	48	45	47	61	316	14.2			
9	19	30	16	21	19	16	121	10.5	9	25	20	19	20	14	19	117	10.9	9	44	50	35	41	33	35	238	10.7			
10	10	12	19	13	23	21	98	8.5	10	16	24	21	12	17	15	105	9.7	10	26	36	40	25	40	36	203	9.1			
11	14	9	10	11	14	13	71	6.1	11	12	9	9	14	11	5	60	5.6	11	26	18	19	25	25	18	131	5.9			
12	2	8	1	3	4	3	21	1.8	12	1	6	4	5	3	7	26	2.4	12	3	14	5	8	7	10	47	2.1			
T	190	187	173	189	209	207	1155		T	184	187	174	176	175	182	1078		T	374	374	347	365	384	389	2233				
	35%	34%	31%	31%	35%	34%				34%	34%	32%	33%	33%	34%				34%	34%	32%	32%	34%	34%					
	550 (47.6%)			605 (52.4%)							545 (50.6%)			533 (49.4%)							1095 (49.0%)			1138 (51.0%)					

Splits for ARN example:

Directory: C:\Strat-O-Matic Baseball\Print\2020ML\ Collection: Hitting for ARN Games: 60

GRAND TOTALS (60 Games)																																
Visitor Splits											Home Splits											Both Splits										
	1	2	3	4	5	6	7	8	9	10		1	2	3	4	5	6	7	8	9	10		1	2	3	4	5	6	7	8	9	10
12	6	11	9	8	10	10	7	11	9		16	15	7	5	11	7	12	11	9	15		28	21	18	14	19	17	22	18	20	24	
11	12	13	14	15	16	17	18	19	20		11	12	13	14	15	16	17	18	19	20		11	12	13	14	15	16	17	18	19	20	
14	10	11	14	13	10	11	9	9	17		8	11	8	6	9	10	6	10	12	11		22	21	19	20	22	20	17	19	21	28	

Comparison Report

Comparison File: No file chosen

AB IP Display player list
 Player must meet these replay minimums to display
 (players not displayed are still counted in team totals)
 Display table of team totals

Team example:

2020 Arizona D-Backs

Name	Avg Act	Avg Rep	AB Act	AB Rep	Avg Diff	Worse	Better
N.Ahmed	.266	.257	199	206	-.009		
K.Calhoun	.226	.205	190	210	-.021		
E.Escobar	.212	.210	203	214	-.002		
C.Kelly	.221	.208	122	130	-.013		
T.Locastro	.290	.294	69	68	.004		
K.Marte	.287	.269	181	201	-.018		
D.Peralta	.300	.281	203	210	-.019		
J.Rojas	.180	.136	61	59	-.044		
D.Varsho	.188	.182	101	88	-.006		
S.Vogt	.167	.113	72	71	-.054		
C.Walker	.271	.278	218	209	.007		
J.Vanmeter	.129	.197	70	66	.068		
Team Totals	.237	.234	1846	1882	-.003		

Name	ERA Act	ERA Rep	IP Act	IP Rep	ERA Diff	Worse	Better
M.Bumgarner	6.48	3.94	42	48	-2.54		
T.Clarke	4.36	3.92	43	39	-0.44		
S.Crichton	2.42	1.93	26	28	-0.49		
Z.Gallen	2.75	3.87	72	86	1.12		
M.Kelly	2.59	1.37	31	39	-1.22		
L.Weaver	6.58	3.93	52	53	-2.65		
A.Young	5.44	7.80	46	30	2.36		
Team Totals	4.60	4.53	472	494	-0.07		

All teams (league) ERA example (partial list):

Team	ERA Act	ERA Rep	IP Act	IP Rep	ERA Diff	Worse	Better
2020 Arizona D-Backs	4.60	4.53	472	494	-0.07		
2020 Atlanta Tomahawks	4.46	4.10	558	554	-0.36		
2020 Baltimore Birds	4.75	5.30	456	468	0.55		
2020 Boston Beantowners	5.74	5.58	495	513	-0.16		
2020 Chicago (AL) Pale Hose	3.77	4.20	524	525	0.43		
2020 Chicago (NL) Bruins	4.12	3.75	531	522	-0.37		
2020 Cincinnati Stockings	3.82	4.86	498	503	1.04		
2020 Cleveland Tribesmen	3.32	3.26	532	528	-0.06		
2020 Colorado Mountaineers	5.40	6.27	542	541	0.87		
2020 Detroit Bengals	5.52	5.79	486	482	0.27		
2020 Houston Aeronauts	4.34	3.81	527	521	-0.53		
2020 Kansas City Kings	4.31	3.98	503	509	-0.33		
2020 Los Angeles(AL) Halos	5.10	4.19	525	523	-0.91		
2020 Los Angeles(NL) Bums	2.86	3.16	504	505	0.30		
2020 Miami Fins	4.80	4.27	492	498	-0.53		

This utility will remove formatting ([0], [1], etc.) from all PRT files in a folder. It will not update the original files. Instead it will create a temporary folder to store the updated files. You can rename the folder later. If you desire, backup your league (be sure to select Print). After selecting the folder, you will be prompted to continue or stop.

Remove Formatting From PRT Files

Use drop down to select a previous folder or select another folder:

C:\Strat-O-Matic Baseball\Print\2020ML

Submit Selected Folder

Select Another Folder

Clear

After you select your folder, please be patient as the program gets a list of files in the folder.

After selecting folder, it will ask for confirmation:

Remove Formatting From PRT Files

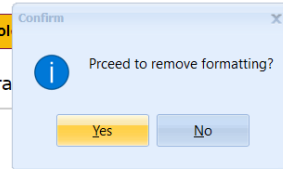
Use drop down to select a previous folder or select another folder:

C:\Strat-O-Matic Baseball\Print\2020ML

Submit Selected Folder

Select Another Folder

After you select your folder, please be patient as the program gets a list of files in the folder.



This utility allows you to search box scores, in a specific box score folder, and search for information.
 You use computer game generated box scores, normally located in the Print folder.

Search Box Scores

Team:

Search Text 1: Link

Search Text 2:

Searches case-sensitive:

Link: Ensures Search 2 is no more than 11 characters to the right of Search 1. An example would be searching for a player and a position. Example: B.Ruth RF,LF,1B,CF. You could link B.Ruth with CF and only Ruth would display. if you did not link, another CF, from the other team, may appear. Link helps condense your search.

Use drop down to select a previous folder or select another folder:

After you select your folder,
 please be patient as the program reads each box score.

Box score filenames should follow SOM file naming convention. Example:
 BOX 07-04-1976 CIN @ LAN.prt.
 If you search the ones the game creates, all should be fine.

Search Text 1 is required. All other fields are optional.

Team: Search box scores only for this name in the filename. Example: CIN.

Enter one or two searches. Each search must be found on the same line within the box score. Use of **Link** will condense your search.

After submit, the box score associated with the matching search is displayed, along with the box score text. You can open the box score (it will open using the program on your computer associated with .PRT files, such as Notepad).

Please see Help Guide for additional information and search examples.

Example (partial list):

File	Line	Text
240 instances found in 54 files Searching Box Scores folder 2020ML Team: ARN. Search for 'K.Cal' Not linked, Case-insensitive		
BOX 07-24-2020 ARN @ SDN.prt	9	K.Calhoun RF 4 0 0 0 .000 W.Myers RF 3 0 0 0 .000
BOX 07-24-2020 ARN @ SDN.prt	49	STRIKE OUTS- E.Escobar, C.Walker, K.Calhoun, I.Vargas, N.Ahmed, T.France,
BOX 07-24-2020 ARN @ SDN.prt	53	RLISP 2-out- W.Myers, E.Escobar, K.Calhoun
BOX 07-24-2020 ARN @ SDN.prt	86	K.Calhou-A1 A6:F/9 B6:G/13 C6:G/31 D6:K
BOX 07-25-2020 ARN @ SDN.prt	9	K.Calhoun RF 2 0 0 0 .000 W.Myers DH 2 0 0 0 .000
BOX 07-25-2020 ARN @ SDN.prt	41	WALKS- K.Marte, C.Walker, K.Calhoun, S.Vogt, M.Machado, T.France, W.Myers,
BOX 07-25-2020 ARN @ SDN.prt	44	STRIKE OUTS- K.Marte, D.Peralta, S.Marte, E.Escobar, C.Walker, K.Calhoun,
BOX 07-25-2020 ARN @ SDN.prt	76	K.Calhou-A1 A6:W>b1 B6:G/43 C6:K
BOX 07-26-2020 ARN @ SDN.prt	8	K.Calhoun RF 3 1 0 0 .000 E.Hosmer 1B 4 0 1 0 .250
BOX 07-26-2020 ARN @ SDN.prt	42	WALKS- K.Calhoun, W.Myers, J.Profar
BOX 07-26-2020 ARN @ SDN.prt	44	STRIKE OUTS- K.Calhoun-2, C.Kelly, J.Lamb-2, N.Ahmed, F.Tatis Jr-3, T.Grisham,
BOX 07-26-2020 ARN @ SDN.prt	80	K.Calhou-A1 A5:L/3 B5:K C5:W>12 b D5:K
BOX 07-27-2020 ARN @ SDN.prt	10	K.Calhoun RF 3 0 0 0 .000 G.Garcia 2B 2 1 1 0 .500
BOX 07-27-2020 ARN @ SDN.prt	50	HIT BY PITCH- K.Calhoun
BOX 07-27-2020 ARN @ SDN.prt	51	STRIKE OUTS- S.Marte, C.Walker-2, K.Calhoun-2, C.Kelly, D.Peralta, N.Ahmed-2,
BOX 07-27-2020 ARN @ SDN.prt	86	K.Calhou-A1 *2*:HBP B6:K C6:G/43>2 D6:K
BOX 07-28-2020 ARN @ TEA.prt	5	K.Calhoun RF 4 0 1 1 .063 D.Santana CF 3 1 0 0 .188
BOX 07-28-2020 ARN @ TEA.prt	45	RBI's- K.Calhoun(1st), S.Marte-2(2nd), J.Gallo(2nd), T.Frazier(1st),
BOX 07-28-2020 ARN @ TEA.prt	49	WALKS- K.Calhoun, E.Escobar, J.Lamb, S.Choo, D.Santana, R.Odor
BOX 07-28-2020 ARN @ TEA.prt	51	STRIKE OUTS- K.Calhoun, C.Walker, S.Choo, D.Santana, J.Gallo-2, R.Chirinos
BOX 07-28-2020 ARN @ TEA.prt	55	RLISP 2-out- S.Vogt, E.Escobar-2, S.Marte, J.Gallo, K.Calhoun
BOX 07-28-2020 ARN @ TEA.prt	75	K.Calhou-A1 A2:F/9 B2:P/4 C2:Si>3# D2:W>b1 E2:K
BOX 07-29-2020 ARN @ TEA.prt	5	K.Calhoun RF 5 2 2 2 .143 N.Solak DH 4 0 0 0 .200
BOX 07-29-2020 ARN @ TEA.prt	44	DOUBLES- K.Calhoun(1st), D.Peralta(1st), R.Odor(1st), J.Gallo(2nd)

This utility allows you to search PAC files, in a specific PAC folder, and search for information.
 You use computer game generated PAC files, normally located in the Print folder.

Search PAC Files

Search Text 1:

Search Text 2:

Searches case-sensitive:

Use drop down to select a previous folder or select another folder:

Submit Selected Folder

Select Another Folder

Clear

After you select your folder,
 please be patient as the program reads each box score.

PAC filenames should follow SOM file naming convention (filenames start with "PAC" with a .PRT extension). If you search the ones the game creates, all should be fine.

Search Text 1 is required. All other fields are optional.

Note: If you are searching on a name, the PAC file only displays the first 11 characters in name. For example, "C.Yastrzems" instead of "C.Yastrzowski".

After submit, the PAC file associated with the matching search is displayed, along with the PAC text. You can open the PAC file (it will open using the program on your computer associated with .PRT files, such as Notepad).

Please see Help Guide for additional information and search examples.

Example (partial list):

244 instances found in 54 files		Searching PAC files folder 2020ML							
		Search for 'K.Calhoun' Case-insensitive							
File	Line	O	123	Name	Roll	S	P	Result	Base Running
PAC 07-24-2020 ARN @ SDN.prt	17	0	1	K.Calhoun	4- 8	20	1	Fly Out	b-0
PAC 07-24-2020 ARN @ SDN.prt	37	1		K.Calhoun	1- 4		1	Ground Out	b-0
PAC 07-24-2020 ARN @ SDN.prt	61	1		K.Calhoun	1- 7		5	Ground Out	b-0
PAC 07-24-2020 ARN @ SDN.prt	84	2	12	K.Calhoun	2- 5		4	Strike Out	b-0
PAC 07-25-2020 ARN @ SDN.prt	14	1		K.Calhoun	1- 5		6	Walk	b-1
PAC 07-25-2020 ARN @ SDN.prt	33	2	1	K.Calhoun	5- 8		6	Ground Out	b-0
PAC 07-25-2020 ARN @ SDN.prt	62	1		K.Calhoun	6- 6		3	Strike Out	b-0
PAC 07-26-2020 ARN @ SDN.prt	13	1		K.Calhoun	1-12		5	Line Out	b-0
PAC 07-26-2020 ARN @ SDN.prt	37	0	1	K.Calhoun	5- 9		4	Strike Out	b-0
PAC 07-26-2020 ARN @ SDN.prt	59	0	1	K.Calhoun	1- 6		4	Walk	1-2 b-1
PAC 07-26-2020 ARN @ SDN.prt	76	1	1	K.Calhoun	2- 8		6	Strike Out	b-0
PAC 07-27-2020 ARN @ SDN.prt	13	0		K.Calhoun	3- 4		5	HBP	b-1
PAC 07-27-2020 ARN @ SDN.prt	36	1	1	K.Calhoun	2- 5		6	Strike Out	b-0
PAC 07-27-2020 ARN @ SDN.prt	66	1	2	K.Calhoun	3- 7		1	Ground Out	2-3 b-0
PAC 07-27-2020 ARN @ SDN.prt	94	2		K.Calhoun	1- 5		5	Strike Out	b-0
PAC 07-28-2020 ARN @ TEA.prt	4	1		K.Calhoun	1-11		6	Fly Out	b-0
PAC 07-28-2020 ARN @ TEA.prt	23	1	3	K.Calhoun	2-10		5	Pop Out	b-0
PAC 07-28-2020 ARN @ TEA.prt	45	1	123	K.Calhoun	3-11	5	5	Single	3-H 2-3 1-2 b-1
PAC 07-28-2020 ARN @ TEA.prt	64	2	3	K.Calhoun	1- 6		6	Walk	b-1
PAC 07-28-2020 ARN @ TEA.prt	93	2	1 3	K.Calhoun	6- 5		6	Strike Out	b-0

This utility allows you to search PBP (Play-By-Play) files, in a specific PBP folder, and search for information. You use computer game generated PBP files, normally located in the Print folder.

Search PBP Files

Search Text:

Searches case-sensitive:

Use drop down to select a previous folder or select another folder:

Submit Selected Folder

Select Another Folder

Clear

After you select your folder, please be patient as the program reads each box score.

PBP filenames should follow SOM file naming convention (filenames start with "PBP" with a .PRT extension). If you search the ones the game creates, all should be fine.

After submit, the PBP file associated with the matching search is displayed, along with the PBP text. You can open the PBP file (it will open using the program on your computer associated with .PRT files, such as Notepad).

Please see Help Guide for additional information and search examples.

Example:

6 instances found Searching PBP files folder 1922aa
in 5 files Search for 'Harry H' Case-insensitive

File	Line	Text
PBP0077.prt	88	Intentional walk issued to Harry Heilmann
PBP0078.prt	110	Intentional walk issued to Harry Heilmann
PBP0079.prt	306	Harry Heilmann is trying to get to it
PBP0079.prt	337	That is Harry Heilmann's 1st
PBP0140.prt	270	Harry Hooper is trying to get to it
PBP0237.prt	72	Harry Heilmann is trying to get to it

Starter Schedule ReportSchedule File: Roster File: (optional, see below)Start Game No.: End Game No.: (blank defaults to last game in schedule)

Roster file: If you enter a Roster file, additional pitcher information will be presented (*, throws, and POW).

ARN example (partial list):

2020 Arizona D-Backs - Starter Schedule

Game	Date	Day	Opponent	Starter	*	Throws	POW
1	7/24/2020	2	at San Diego	Madison Bumgarner - 1st		L	5
2	7/25/2020	3	at San Diego	(not currently on roster)			
3	7/26/2020	4	at San Diego	Zac Gallen - 1st	Y	R	6
4	7/27/2020	5	at San Diego	Luke Weaver - 1st		R	4
5	7/28/2020	6	at Texas	Merrill Kelly - 1st		R	6
6	7/29/2020	7	at Texas	Madison Bumgarner - 2nd		L	5
7	7/30/2020	8	Vs Los Angeles (NL)	(not currently on roster)			
8	7/31/2020	9	Vs Los Angeles (NL)	Zac Gallen - 2nd	Y	R	6
9	8/ 1/2020	10	Vs Los Angeles (NL)	Luke Weaver - 2nd		R	4
10	8/ 2/2020	11	Vs Los Angeles (NL)	Merrill Kelly - 2nd		R	6
	8/ 3/2020	12	no game				
11	8/ 4/2020	13	Vs Houston	Madison Bumgarner - 3rd		L	5
12	8/ 5/2020	14	Vs Houston	(not currently on roster)			
13	8/ 6/2020	15	Vs Houston	Zac Gallen - 3rd	Y	R	6
14	8/ 7/2020	16	at San Diego	Luke Weaver - 3rd		R	4
15	8/ 8/2020	17	at San Diego	Merrill Kelly - 3rd		R	6
16	8/ 9/2020	18	at San Diego	Madison Bumgarner - 4th		L	5
17	8/10/2020	19	at Colorado	(not currently on roster)			
18	8/11/2020	20	at Colorado	Zac Gallen - 4th	Y	R	6
19	8/12/2020	21	at Colorado	Luke Weaver - 4th		R	4
	8/13/2020	22	no game				
20	8/14/2020	23	Vs San Diego	Merrill Kelly - 4th		R	6
21	8/15/2020	24	Vs San Diego	Alex Young - 1st		L	4

Update Standings ReportStandings Report: Line Scores Report: Number of Last Games to Report

Note: The existing standings file will not be modified. You will be prompted to save the new schedule.

Example (partial report):

Do you want to create this new standings file?

AL	WON	LOST	PCT	GB	MAGIC#
1911 Philadelphia-AL PHA	54	33	.621	----	53
1911 St. Louis-AL SLA	55	44	.556	5.0	
1911 Boston-AL BOA	44	47	.484	12.0	
1911 Washington WAA	38	49	.437	16.0	
1911 Detroit DEA	30	65	.316	28.0	

NL	WON	LOST	PCT	GB	MAGIC#
1911 Boston-NL BON	59	40	.596	----	49
1911 New York-NL NYN	48	43	.527	7.0	
1911 Chicago-NL CHN	48	43	.527	7.0	
1911 Cincinnati CIN	51	48	.515	8.0	
1911 Brooklyn BRN	32	47	.405	17.0	

OVERALL RECORD												
Team	WON	LOST	PCT	HOME	ROAD	LEFT	RIGHT	EXTRA	1-RUN	LAST 10	STREAK	
BOA	44	47	.484	18-24	26-23	16- 9	28-38	5- 3	13-17	2-8	Lost 3	
BON	59	40	.596	30-20	29-20	16- 8	43-32	7- 5	20-15	4-6	Lost 3	
BRN	32	47	.405	14-23	18-24	9-12	23-35	3- 3	15-14	4-6	Won 1	
CHN	48	43	.527	22-20	26-23	9- 7	39-36	6- 7	19-17	6-4	Won 3	
CIN	51	48	.515	25-24	26-24	13-14	38-34	8- 5	18-15	5-5	Lost 3	
DEA	30	65	.316	17-36	13-29	2-17	28-48	3- 8	10-18	6-4	Lost 1	
NYN	48	43	.527	29-21	19-22	3-13	45-30	5- 4	15-20	5-5	Won 3	
PHA	54	33	.621	28-13	26-20	13- 4	41-29	6- 1	16- 7	5-5	Lost 2	
SLA	55	44	.556	26-23	29-21	12- 8	43-36	4- 9	12-14	7-3	Won 3	
WAA	38	49	.437	20-26	18-23	6-13	32-36	5- 7	12-13	5-5	Won 1	
TOTAL	459	459	.500									
HOME	229	230	.499									
ROAD	230	229	.501									
LEFT	99	105	.485									
RIGHT	360	354	.504									